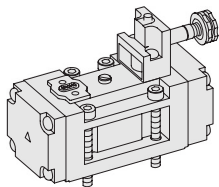


# SIV500

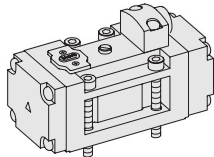
ISO-2

Solenoid / Pneumatic Valves

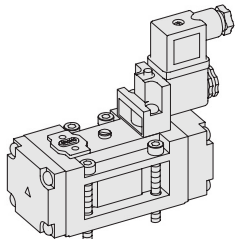
- 5/2, 5/3
- 50mm Body Width
- 30mm CNOMO PILOT
- Sub-Base Mounting Type
- Transition Flow 3500ℓ/min (5bar)



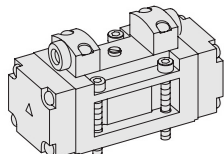
SIV511-IP-\*\*\*



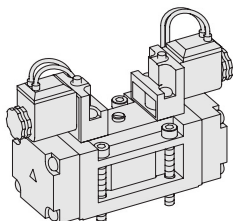
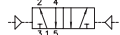
SIP511



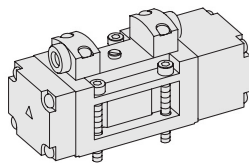
SIV511-EP-SC2-CN2-\*\*\*



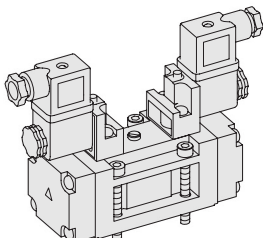
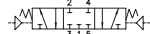
SIP520



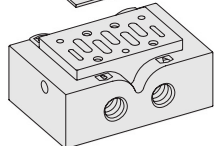
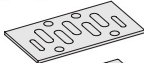
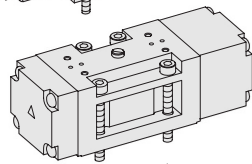
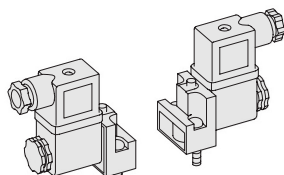
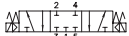
SIV520-IP-SD2-\*\*\*



SIP533



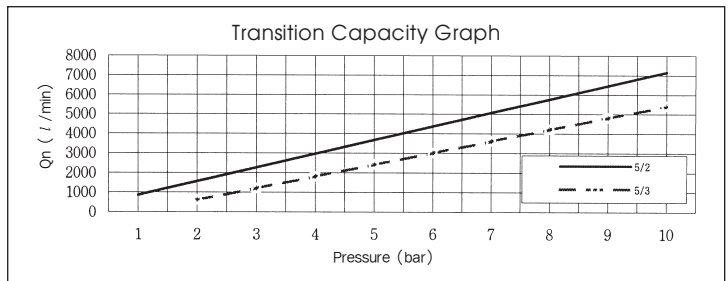
SIV533-IP-SC2-CN2-\*\*\*



\*\* : Voltage Selection (see page 80)

## SPECIFICATION

ITEM	SERIES	SOLENOID, PNEUMATIC	
		5 Port 2 Position	5 Port 3 Position
Fluids		Compressed Air & Inert Gases	
Pressure(bar)		1.5~10.0	2.0~10.0
Eff. Sectional Area(mm <sup>2</sup> )-5bar		65.0	50.0
Ambient & Fluid Temp.		5~60°C(41~140°F)	
Response Time(5bar)		35ms or Less	45ms or Less
Max. Working Frequency		3c/sec	1c/sec
Lubrication		Not Required(Use ISO VG32 #)	
Manual Override		Push Button(Standard), Lever Lock(Option)	
Coil Insulation Class		F-Class or Equivalent	
Permissible Voltage Variation		±10% of Rated Voltage	
Off Min. Residual Voltage		AC:20% or Less / DC:10% or Less	
Power Consumption		Holding-AC:5.5VA(60Hz) / DC:2.5W	



- ### The Material of Parts
- Valve Body : Die-Cast Aluminium
  - Spool : Aluminium
  - Seals : NBR
  - Spring : Stainless
  - Cap : Zinc Pressure Die-Cast
  - Pilot Parts : Glass Filled Nylon
  - Armature : Stainless Steel
  - Armature Seals : Viton

\* The specification on each item can be amended without any prenotice to improve a performance.  
 \* The specification on each item can be different from actual specification.

## ORDERING NO.

**SIV5 1 1 - I P - SC2 - CN2 - A2**

Valve Series	Function	Return Method	Int/Ext. Pilot	Manual Operator	Solenoid Coil Type	Connector Type	Voltage	
SIV5 : Solenoid Valve	1	5/2 Single	0 None	I Internal Pilot	0 None	0 None	0 None	
	2	5/2 Double	1 Air+Spring	P Push Non-Locking	SC2 3 Pin Connector Coil	CN2 Normal Connector	A2 AC 220V	
	3	5/3 Closed Center	2 Air	E External Pilot	L Lever Locking	SG2 Grommet/Flying Leads	CD2 Connector With LED	A1 AC 110V
	4	5/3 Open Center	3 Spring			SD2 Grommet/Flying Leads	CZ2 Connector With LED	A4 AC 24V
	5	5/3 Pressure Center				With LED	C2Z Connector With LED & Surge Suppressor	D4 DC 24V D2 DC 12V
SIP5 : Pneumatic Valve								

